

Kindergarten Scholars Work Packets

Kindergarten Parents and Guardians,

Thank you for working with us in this time of the UNKNOWN. We truly appreciate all of your hard work and we hope to see each scholar back in our classrooms very soon!

If you have any questions, please feel free to reach out to your scholar's teacher by call, text or email!

MRS. Mary:	731-733-9326	mamartin@jmcass.org
MRS. SIMS:	865-804-5059	sdsims@jmcass.org
MR. Davis:	901-493-8392	jkdavis@jmcass.org
Ms. Mayana:	731-215-5956	mmanderson@jmcass.org

You may also call the school at 731-988-3800 between the hours of 9-11 am, Monday through Friday. You may also call Ms Braswell with any questions at 731-426-4699.

Please let our scholars know that we miss them very much!!

Lincoln Elementary School Kindergarten Team
Mrs. Mary, Mrs. Sims, Mr. Davis, and Ms. Mayana

Kindergarten Scholars Work Packets

Week Three Reading Learning Plan

Monday April 20	Skills Lesson 15--Pages 81-84 Read "Lunch"
Tuesday April 21	Skills Lesson 16--Pages 83-86 Read "Seth's Finch"
Wednesday April 22	Skills Lesson 17--Pages 87-89 Reread "Seth's Finch"
Thursday April 23	Skills Pausing Point Activities--Pages 95-111 Read "Lost Finch" and "Seth's Sled"
Friday April 24	Skills Pausing Point Activities--Pages 111-131 Read "Meg's Tots" and "Hash and Milk"

Phonics Videos

<https://www.youtube.com/watch?v=03INXFPrfJM>

<https://www.youtube.com/watch?v=1h55yasmR-Q>



<https://www.youtube.com/watch?v=5mFC1zFCrFc>

<https://www.youtube.com/watch?v=HfMtsRVZWfE>

<https://www.youtube.com/watch?v=FWg2uzAuSe4>

<https://www.youtube.com/watch?v=gCr7VPh7ym4>

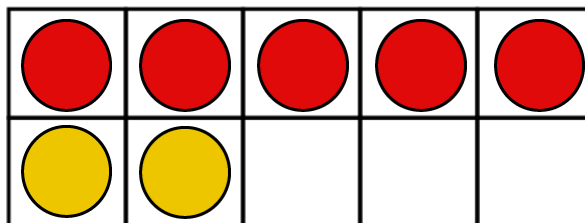
<https://www.youtube.com/watch?v=HoG2ETuJZO>

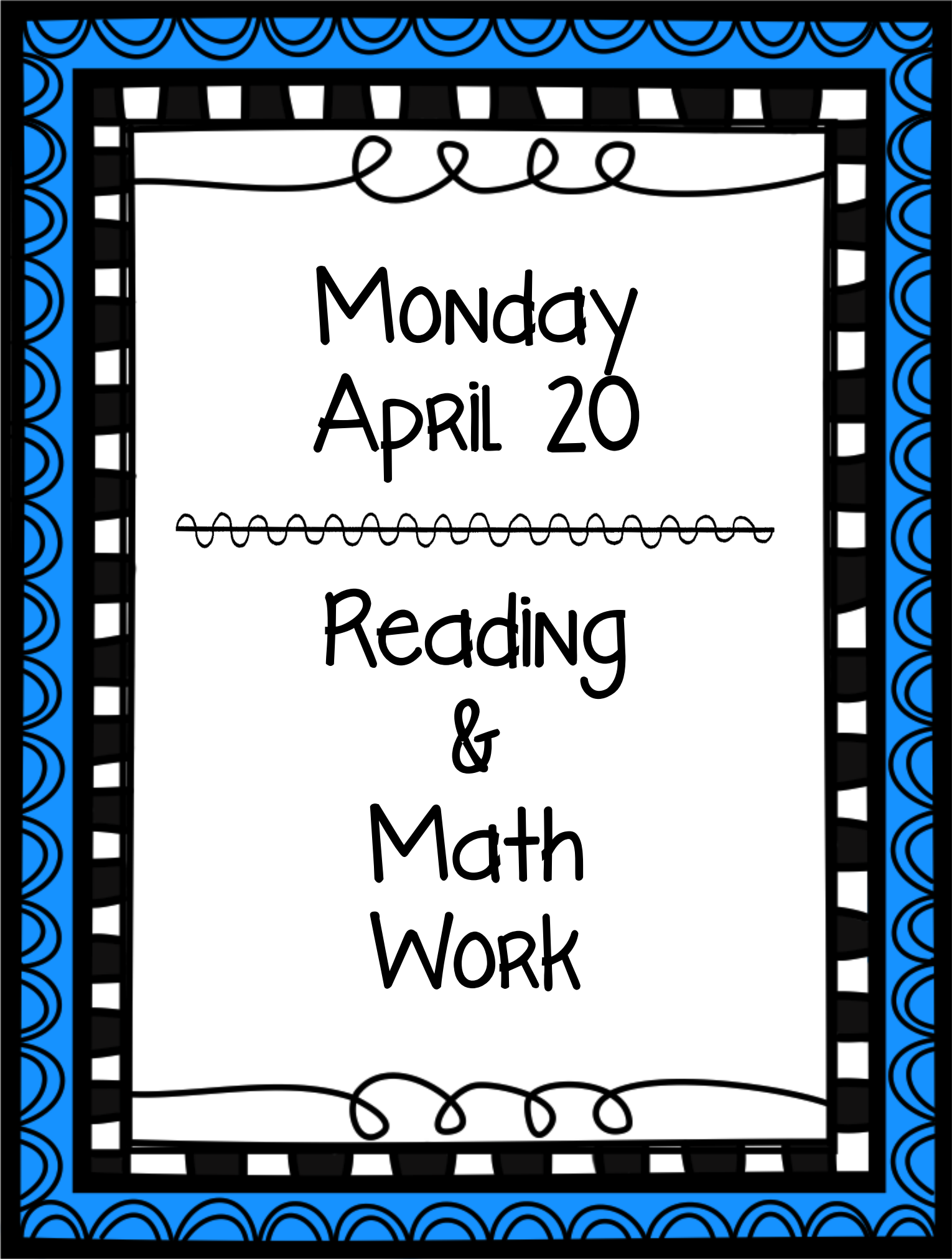


Kindergarten Scholars Work Packets

Week Three Math Learning Plan

Monday April 20	Lesson 26--Pages 79-82 https://www.youtube.com/watch?v=XxwLVgZVb9A
Tuesday April 21	Lesson 27--Pages 83-86 https://www.youtube.com/watch?v=G7yCw3h-4fw
Wednesday April 22	Lesson 28--Pages 87-89 https://www.youtube.com/watch?v=ImJWWyS5m-w
Thursday April 23	Lesson 29--Pages 90-93 https://www.youtube.com/watch?v=Nyw7oPQAM_E
Friday April 24	Lesson 30--Pages 94-98 https://www.youtube.com/watch?v=4wv-PkhkoBA





Monday
April 20

Reading
&
Math
Work

NAME: _____

DATE: _____

15.1

Activity Page

Directions: For each picture, have students circle the spelling of the depicted item and write the name of the item on the line.



ch

i

p

z

sh

a

b

s



p

i

u

sh

b

r

n

ch



qu

e

l


t


ch


i

f

d

	m	i	ch
	n	o	th

	d	e	sh
	f	i	ch

	c	e	sh
	g	a	s

NAME: _____

DATE: _____

15.2

Take-Home

Dear Family Member,

This is a story your child has read at school. Encourage your child to read the story to you, and then talk about it together.

Sal's Fish Shop

Pat and Seth went in Sal's Fish Shop.



Sal had fresh fish.

Sal had fresh shrimp.

Sal had crabs.

Sal had clams.

Sal had squid.



Pat got fish and shrimp.



Sing "The Alphabet Song" with your child, as he or she points to each letter. When you finish, randomly call out letters by name and ask your child to touch the letter you named.

a b c d e f g

h i j k l m n

o p q r s t u

v w x y z

Lunch

Seth had lunch with his mom and dad.

Pat had **sh**rimp and **ch**ips.

Ted had **sh**rimp, **ch**ips, and **ch**ips.

Seth had ham and **ch**ips.



Munch, munch.
Crunch, crunch.
Yum, yum.



Name _____

Date _____

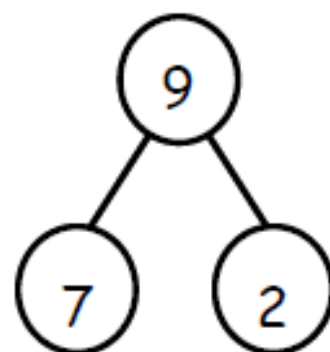
The squares below represent cube sticks.

Draw a line from the cube stick to the matching number bond. Fill in the number bond if it isn't complete.



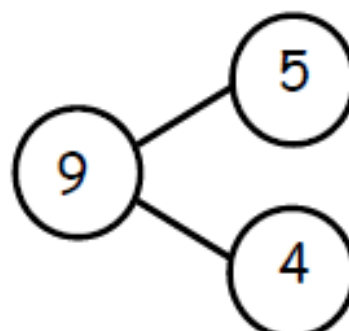
•

•



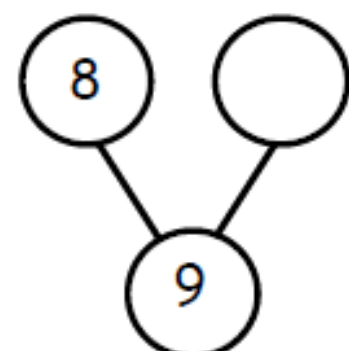
•

•



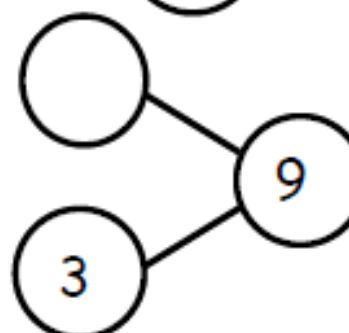
•

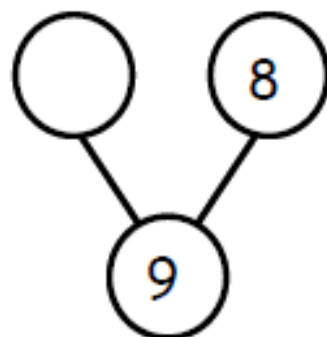
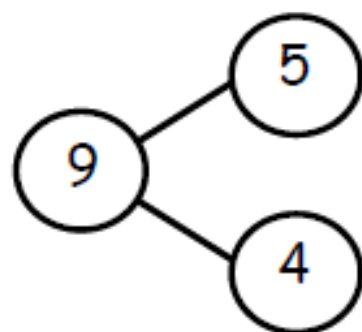
•



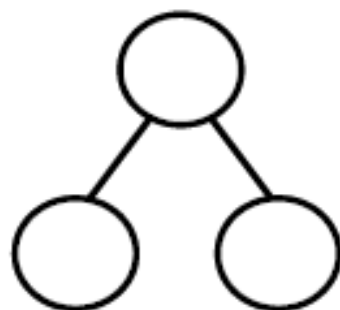
•

•





Create your own 9-cube stick, and fill in the number bond to match.



Name _____

Date _____

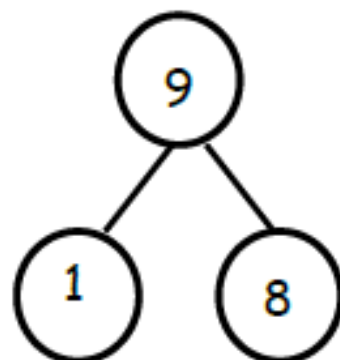
The squares below represent cube sticks.

Do the linking cube sticks match the number bond? Circle yes or no.



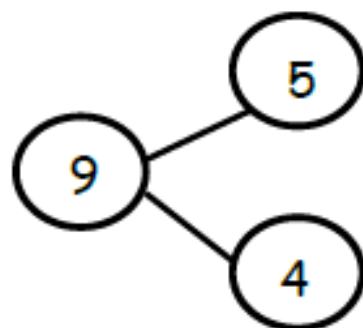
Yes

No



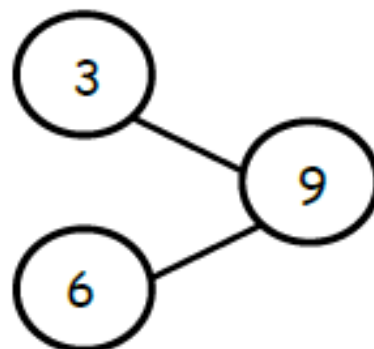
Yes

No

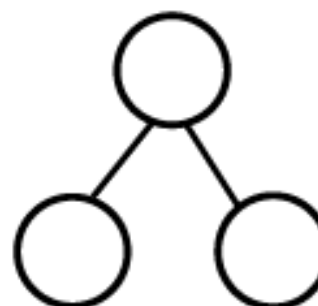
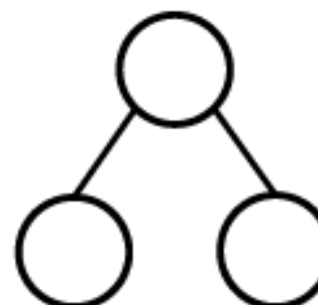
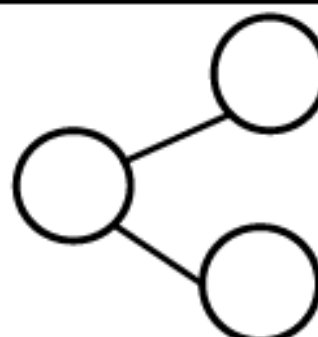
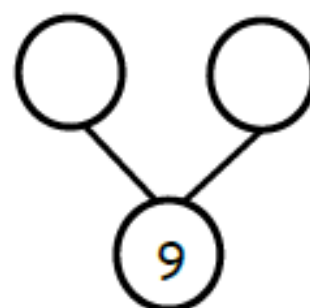


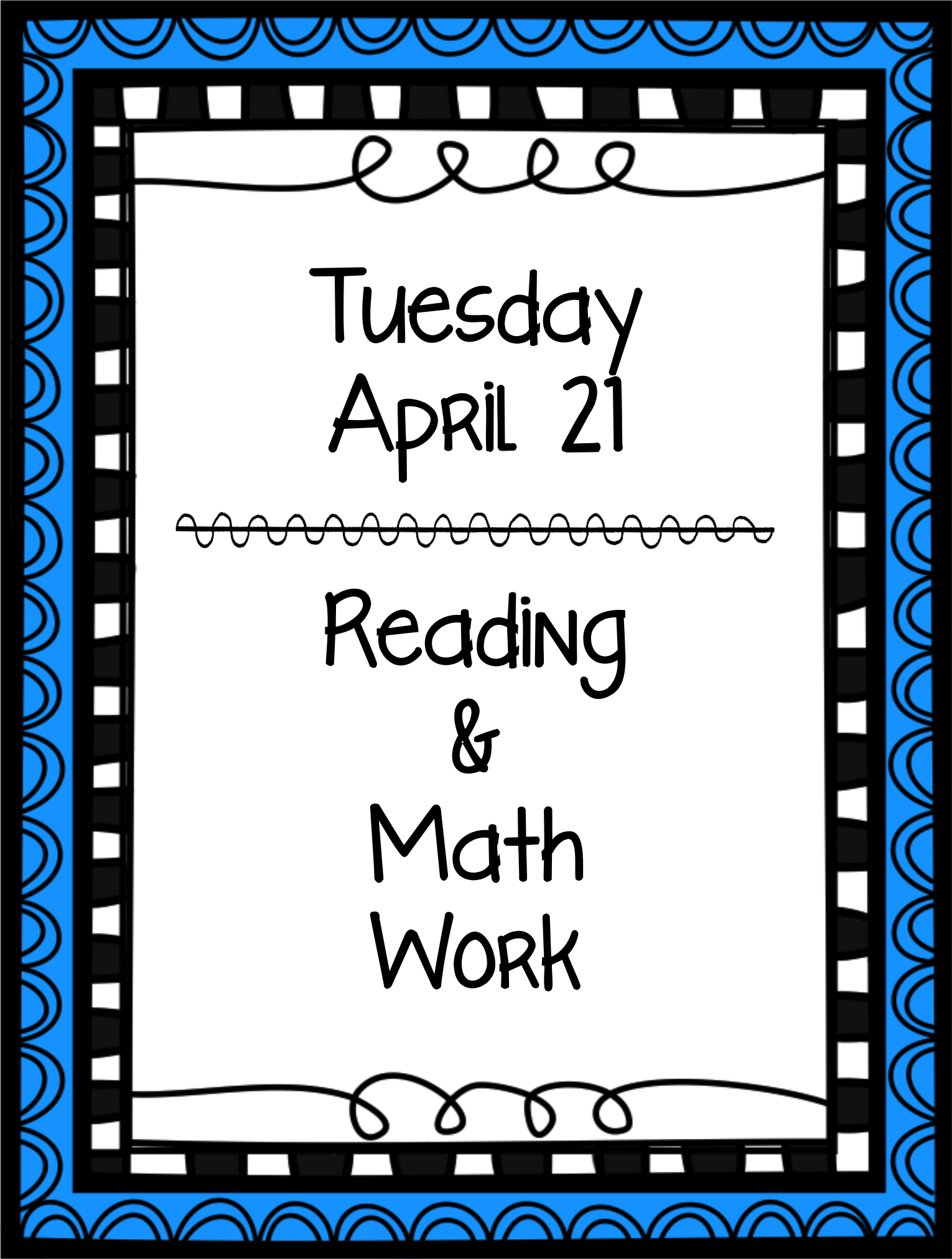
Yes

No



Make the number bond match the cube stick.





Tuesday
April 21

Reading
&
Math
Work

NAME: _____

DATE: _____

16.1

Activity Page

1.



bath

bed

bib

2.



desk

disk

dusk

3.



fox

fog

ox

4.



caps

chips

clips

5.



ship

shin

shop

Directions: For each picture, have students circle the matching word.

6.



clam

clap

cap

7.




shelf

shrug

ship

8.



wig

wax

wing

9.



cat

chin

chest

10.



desk

dish

drop

NAME: _____

DATE: _____

16.2

Take-Home

Dear Family Member,

On the front and back of this sheet have your child write each word under the matching picture. If necessary, identify the pictures for your child.


1. sing



2. punch



3. string



4. king



5. dish



6. quilt



Seth's Finch

That's Seth's pet finch,
Chip.

Chip can flap his wings.

Chip can munch on ants
and bugs.

Chip can sing.



Chip can land on Seth's
hand.

That finch is fun!



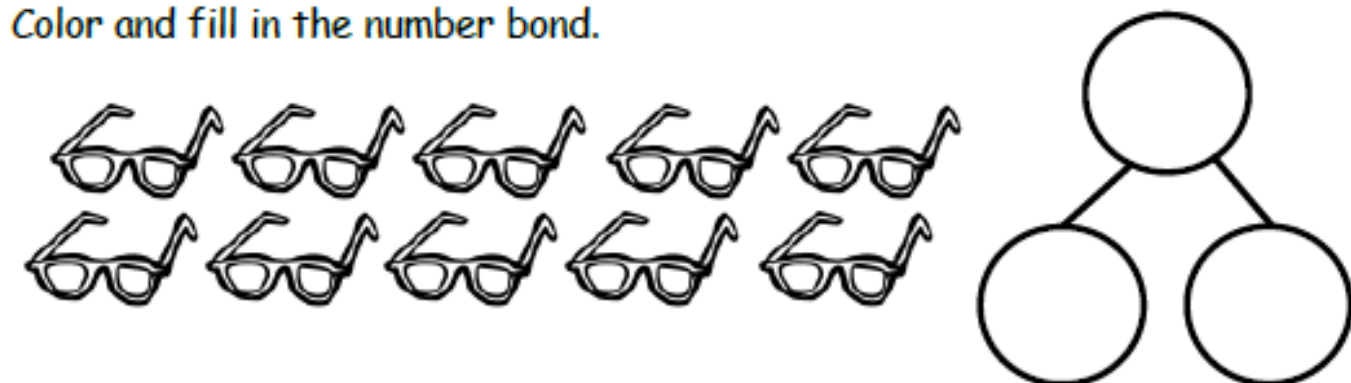
Name _____

Date _____

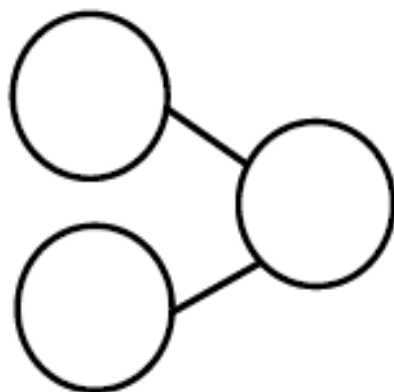
Benjamin had 10 bananas. He dropped some of the bananas. Fill in the number bond to show Benjamin's bananas.




Savannah has 10 pairs of glasses. 5 are green, and the rest are purple. Color and fill in the number bond.



Xavier had 10 baseballs. Some were white, and the rest were gray. Draw the balls, and color to show how many may be white and gray. Fill in the number bond.



There were 10 dragons playing. Some were flying, and some were running. Draw the dragons. Fill in the number bond.



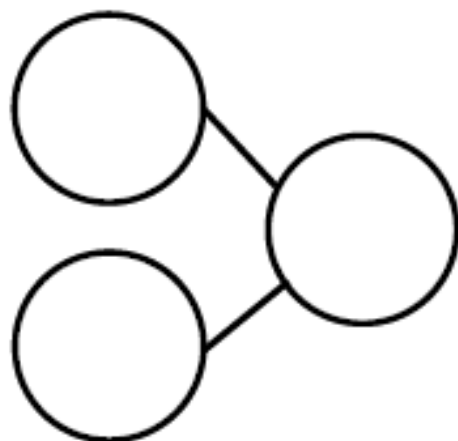
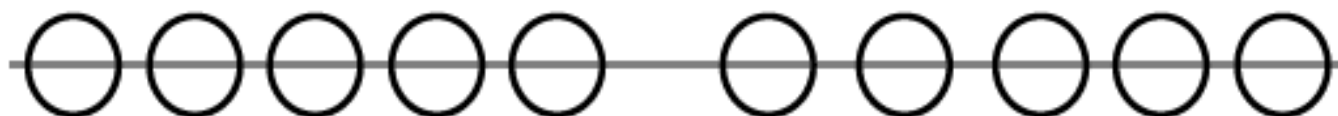
Create your own story of 10. Draw your story and a number bond to go with it.

Name _____

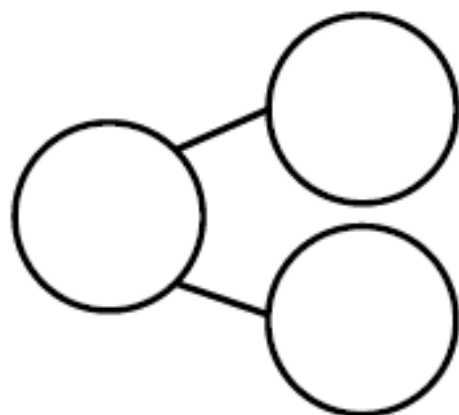
Date _____

Pretend this is your bracelet.

Color 5 beads blue and the rest green. Make a number bond to match.



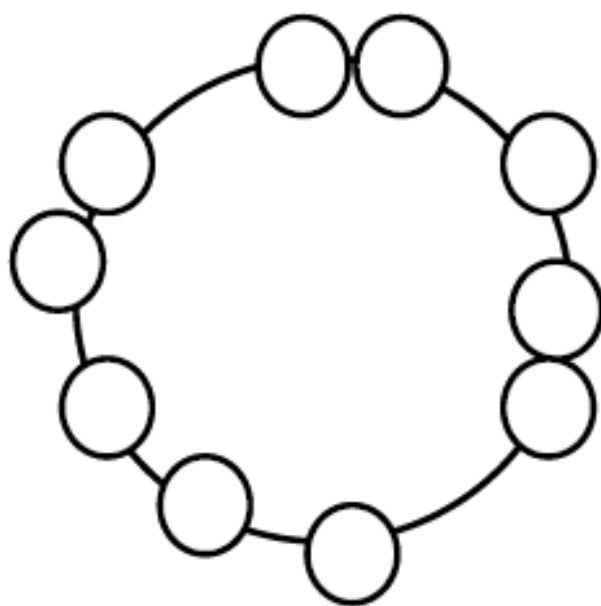
Color some beads yellow and the rest orange. Make a number bond to match.

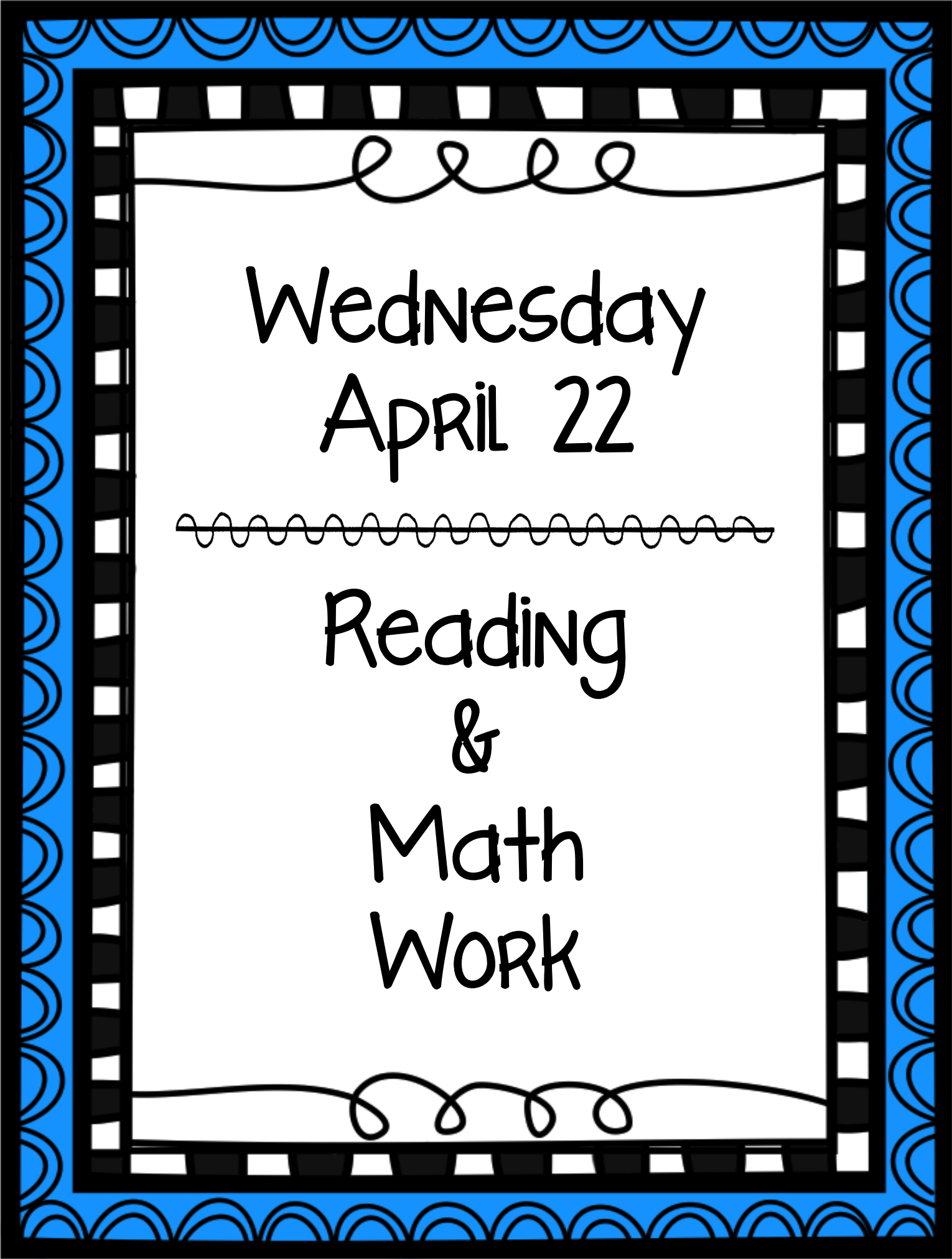


Color some beads yellow and the rest black. Make a number bond to match.



Color some beads purple and the rest green. Make a number bond to match.





Wednesday
April 22

Reading
&
Math
Work

Practice writing the tricky words up, down, in, out, of.

NAME: _____

DATE: _____

17.1

Activity Page

Directions: Have students copy and write each Tricky Word from memory.

1.

2.

3.

4.

NAME: _____


DATE: _____

17.2

Take-Home

Directions: For each picture, have your child read the phrases and put a check mark in the box next to the matching phrase.

1.

☐

long belt

☐

long string

2.

☐

trash bag

☐

trash can

3.

☐

man on bench

☐

kid on bench

4.

☐

pig with hen

☐

pig with bug

5.

☐

brush on shelf

☐

brush on bed

6.



finch on branch



chimp on branch

7.



munch on chips



jump on bed

8.



van crash



fish crash

9.



wing on bug



wing on hen

10.



shrimp on dish



fish on dish

NAME: _____

DATE: _____

17.3

Take-Home

Dear Family Member,

This is a story your child has read at school. Encourage your child to read the story to you, and then talk about it together.

Lunch

Seth had lunch with his mom and dad.

Pat had shrimp and chips.

Ted had shrimp, fish, and chips.


Seth had ham and chips.



Munch, munch.

Crunch, crunch.

Yum, yum.



Ask your child to read each of the following words. After he has read each word, ask him to provide a rhyming word.

quit

that

chip

shop

sang

thing

Name _____

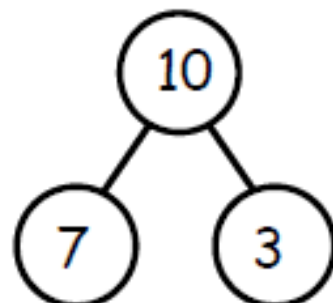
Date _____

These squares represent cube sticks. Look at the linking cube sticks.
Draw a line from the cube stick to the number bond that matches.
Fill in the number bond if it is not complete.



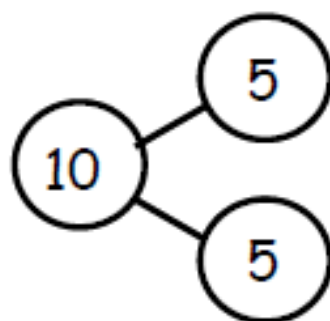
•

•



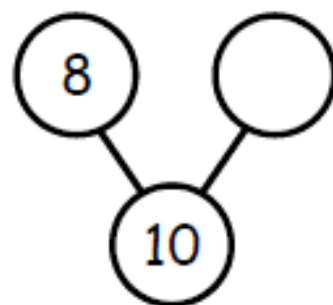
•

•



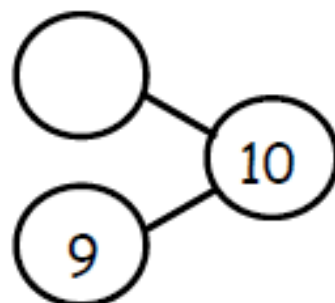
•

•

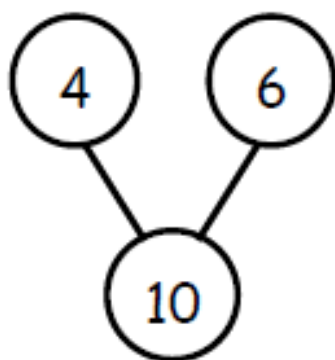
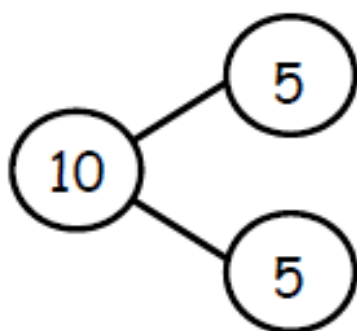


•

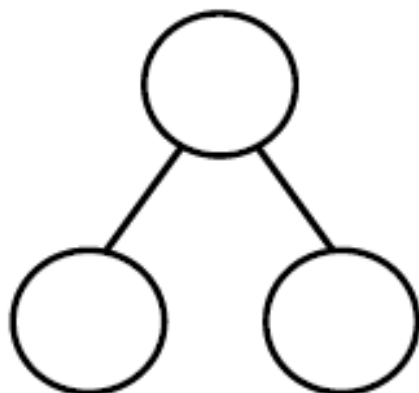
•



Draw and color cube sticks to match the number bonds.



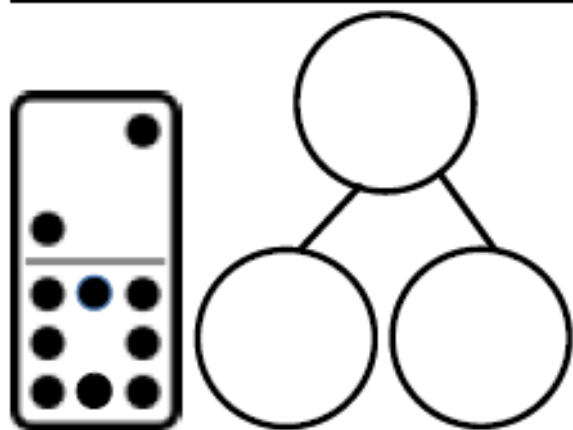
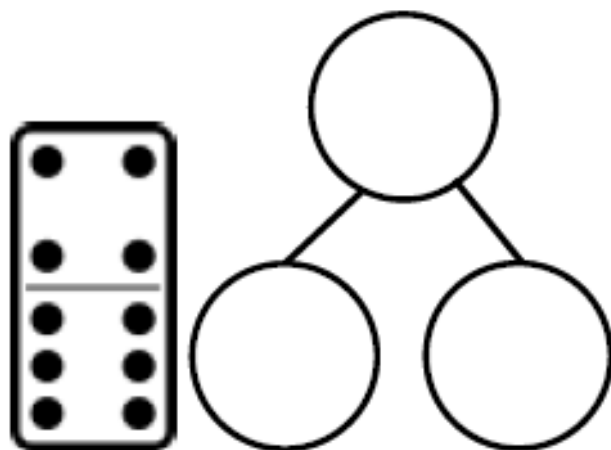
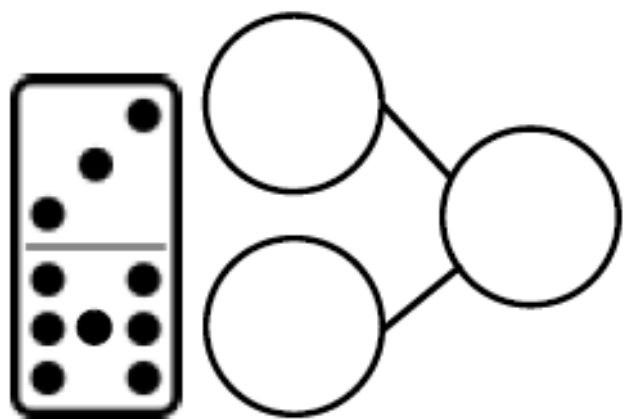
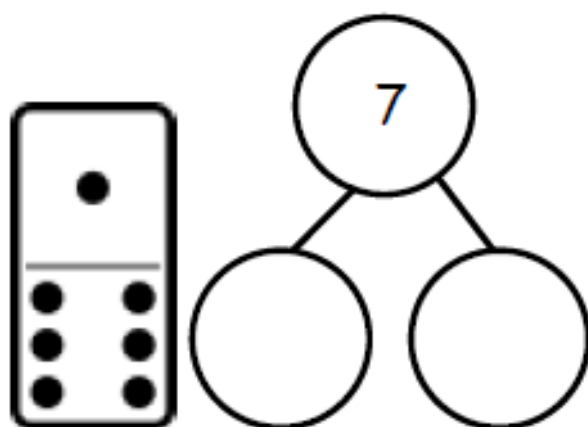
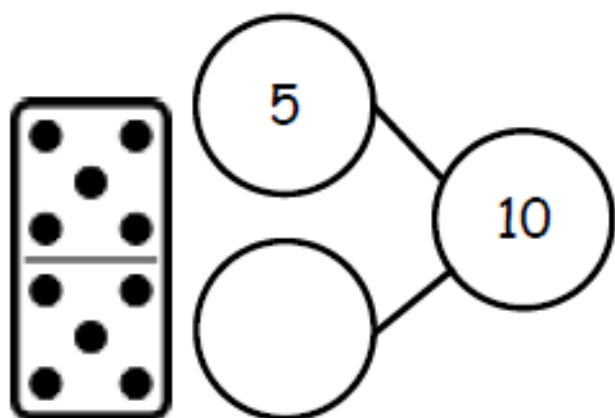
Create your own 10-cube stick, and fill in the number bond.



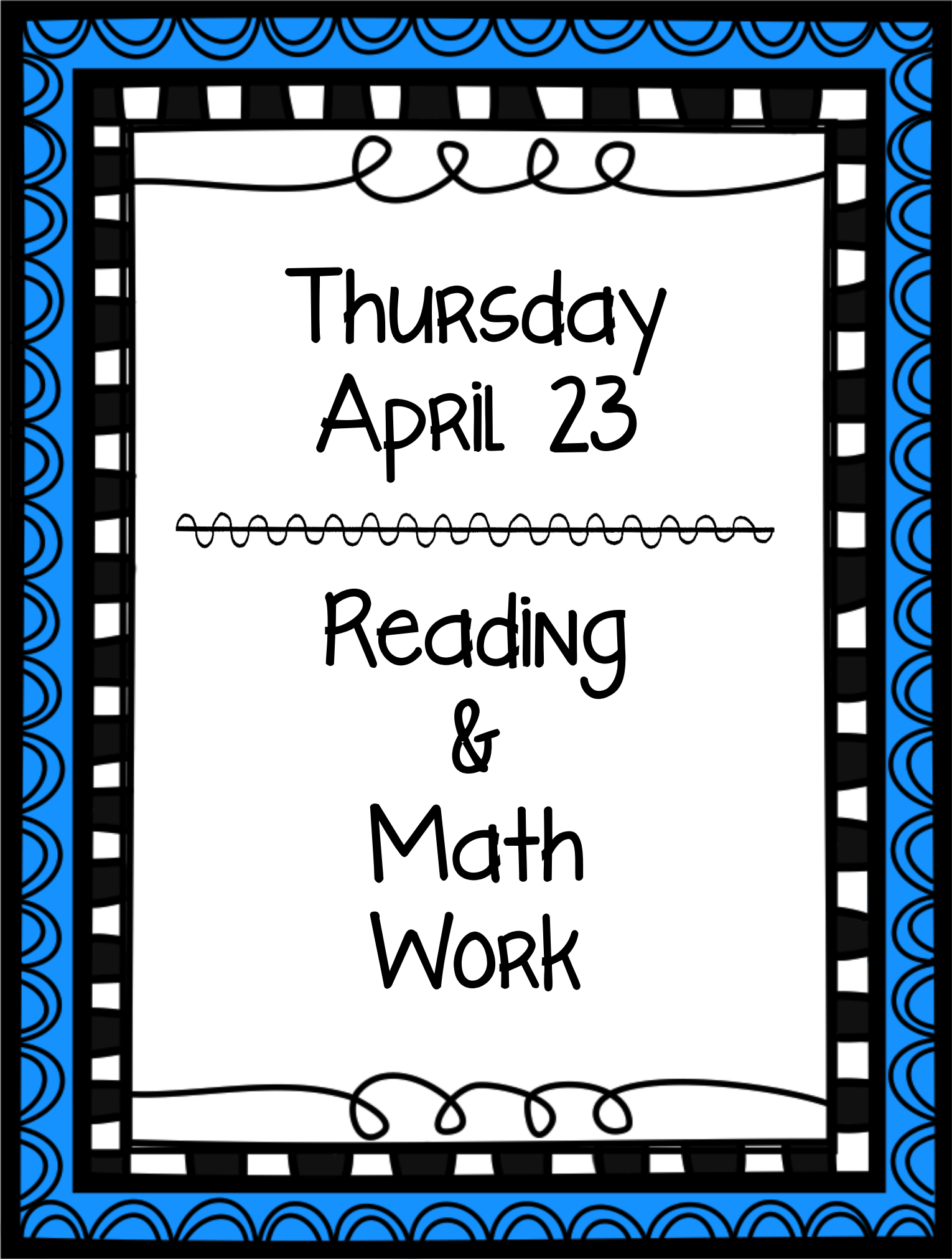
Name _____

Date _____

Write a number bond to match each domino.



On the back of your paper,
draw 1 of the dominoes and a
blank number bond. Pretend
you are the teacher, and ask
an adult at home to fill it in.



Thursday
April 23

Reading
&
Math
Work


NAME: _____

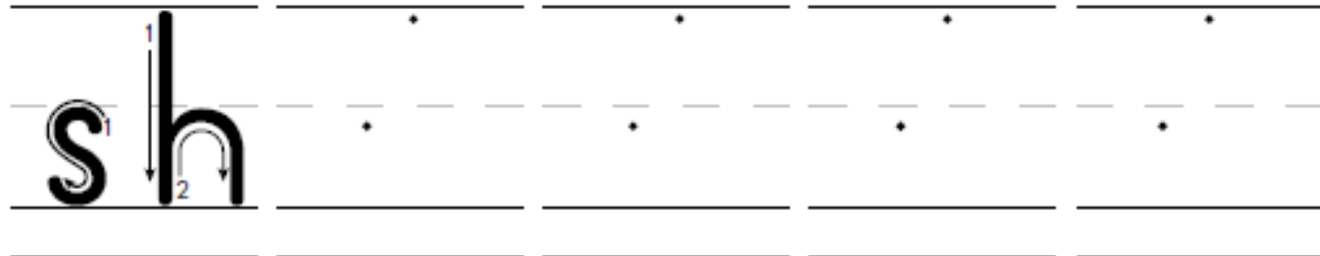
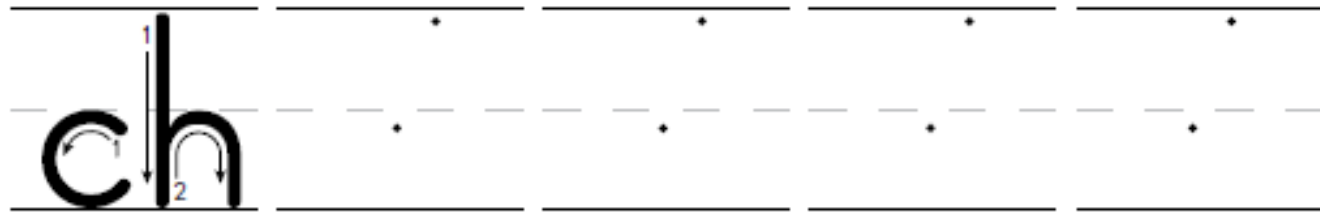
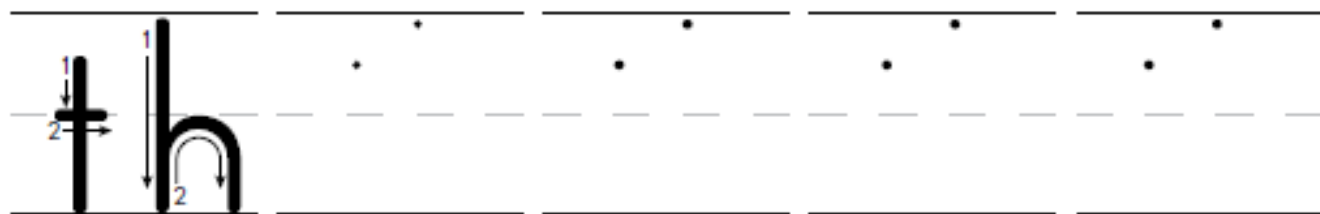
DATE: _____

PP.1

Activity Page

Directions: Have students trace and copy the digraphs as they say the sounds.





NAME: _____

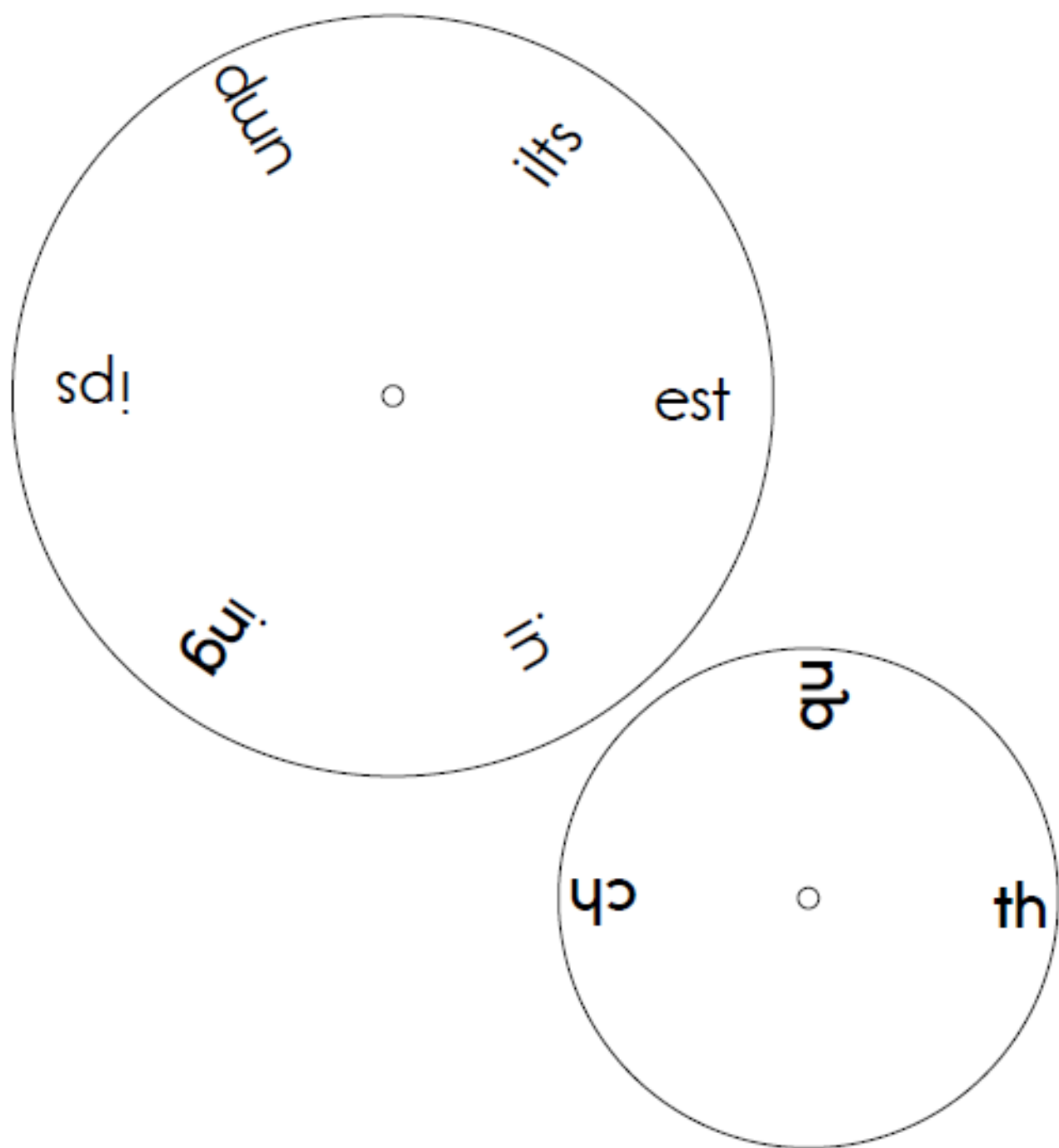
DATE: _____

PP.2

Take-Home

Dear Family Member,

Ask your child to cut out the two circles. Pin the smaller circle on top of the larger circle with a brass fastener. Ask your child to spin the smaller circle to make words. Have your child read the words he or she makes. Discuss whether each word is real or silly. Additionally you may ask your child to copy the words on a sheet of paper.



NAME: _____

DATE: _____

PP.3

Activity Page



Directions: Have students cut out the word cards and place them on the matching words on Activity Page PP.4.

champ

thump

sling

them

thrust

quiz

brush

shelf

bench

this

baths

sheds

quit

chins

wings

NAME: _____

DATE: _____

PP.4

Activity Page



Directions: Have students read the word cards from Activity Page PP.3 and place them on top of the matching words on this activity page.

sling

bench

champ

quiz

them

thump

sheds

brush

thrust

chins

this

shelf

wings

quit

baths

NAME: _____

DATE: _____

PP.5

Activity Page

Directions: For each picture, have students read the phrases and put a check mark in the box next to the matching phrase.

1.

☐

fish in pan

☐

fish in pond

2.

☐

strong man

☐

thin man

3.

☐

bring lunch

☐

bring gift

4.

☐

man sits at desk

☐

man sits on bench

5.

☐

ants in cup

☐

ants in bag

6.

☐

splash in pond

☐

splash in bath

7.

☐

chat with mom

☐

run with dad

8.

☐

lid on jug

☐

lid on pan

9.

☐

kid in bath

☐

pig in bath

10.

☐

long pants

☐

long belt

NAME: _____

DATE: _____

PP.6

Take-Home

Dear Family Member,

This is a story your child has read at school. Encourage your child to read the story to you, and then talk about it together.

Seth's Finch

That's Seth's pet finch, Chip.

Chip can flap his wings.

Chip can munch on ants and bugs.

Chip can sing.



Chip can land on Seth's hand.

That finch is fun!



Ask your child to read each of the following words. After he or she has read each word, ask him or her to provide a rhyming word.

thin

chest

lunch

wing

dish

math


Lost Finch

Seth's pet finch, Chip, is lost.

Seth can't spot him.

Pat can't spot him.

Ted can't spot him.



Chip is not on Seth's bed.

Chip is not on Seth's desk.

Then, at last, Pat spots
Chip.

Chip hid in Pat's hat and
slept.



Seth's Sled

Seth's sled went fast.

Seth held on.

Seth hit bumps but did not stop.

Seth hit slush but did not stop.



Then **Seth's** sled hit mud.

Splash!

Seth got mud on his sled.

Seth got mud on his
pants.

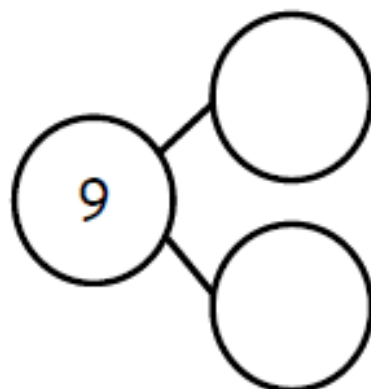
Seth got mud on his hat.



Name _____

Date _____

Izzy had a tea party with 7 teddy bears and 2 dolls. There were 9 friends at the party. Fill in the number bond and number sentence.




$$9 = \square + \square$$

Robin had 9 vegetables on her plate. She had 3 carrots and 6 peas. Draw the carrots and peas in the 5-group way. Fill in the number sentence.



$$9 = \square + \square$$

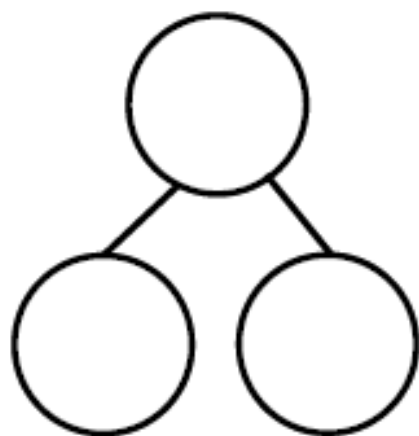
Shane played with 5 toy zebras and 4 toy lions. He had 9 animal toys in all. Draw black and tan circles to show the zebras and the lions in the 5-group way. Fill in the number sentence.



$$\square + \square = \square$$

Jimmy had 9 marbles. 8 were red, and 1 was green. Draw the marbles in the 5-group way. Fill in the number bond and number sentence.

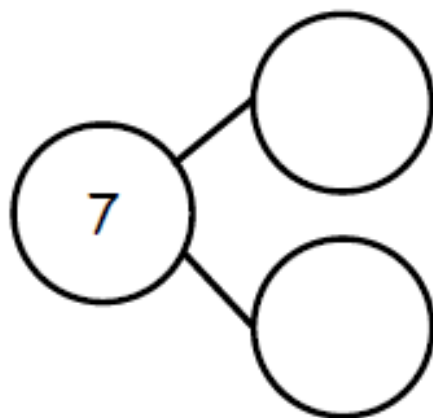
$$\square + \square = \square$$



Name _____

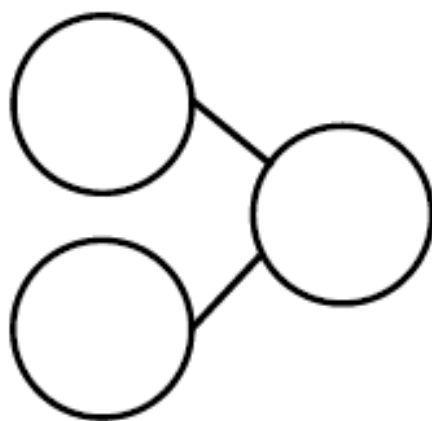
Date _____

Jack found 7 balls while cleaning the toy bin. He found 6 basketballs and 1 baseball. Fill in the number sentence and the number bond.



$$7 = \boxed{} + \boxed{}$$

Jack found 7 mitts and 2 bats. He found 9 things. Fill in the number sentence and the number bond.



$$\boxed{} + \boxed{} = \boxed{}$$

Jack found 8 hockey pucks and 1 hockey stick. He found 9 hockey things. Draw the hockey pucks and stick in the 5-group way. Fill in the number sentence.

$$\square = \square + \square$$

Jack needs a snack. He found 9 pieces of fruit. 5 were strawberries, and 4 were grapes. Draw the strawberries and grapes in the 5-group way. Fill in the number sentence.

$$\square + \square = \square$$



Friday
April 24

Reading
&
Math
Work

Meg's Tots

This is Meg.

Meg is Pat's best pal.



Pat has 1 lad—**Seth**.

Meg has 5 tots—Tom, Tim,
Max, Sam, and Wes.

Meg has **quints**!




Pat and Ted help Meg.

Pat sets Tim and Tom on Seth's rug.

Ted sets Sam on Seth's quilt.

Pat sets Max on Seth's bed.

Ted helps Wes stand up on Seth's desk.



Hash and Milk

Pat and Ted had lunch
with Meg's tots.

Max got hash on his chin.

Wes got hash on his bib.

Tim's milk is on Tom.

Then Tom got milk on Tim.

Sam got milk on Pat and
Ted.



NAME: _____

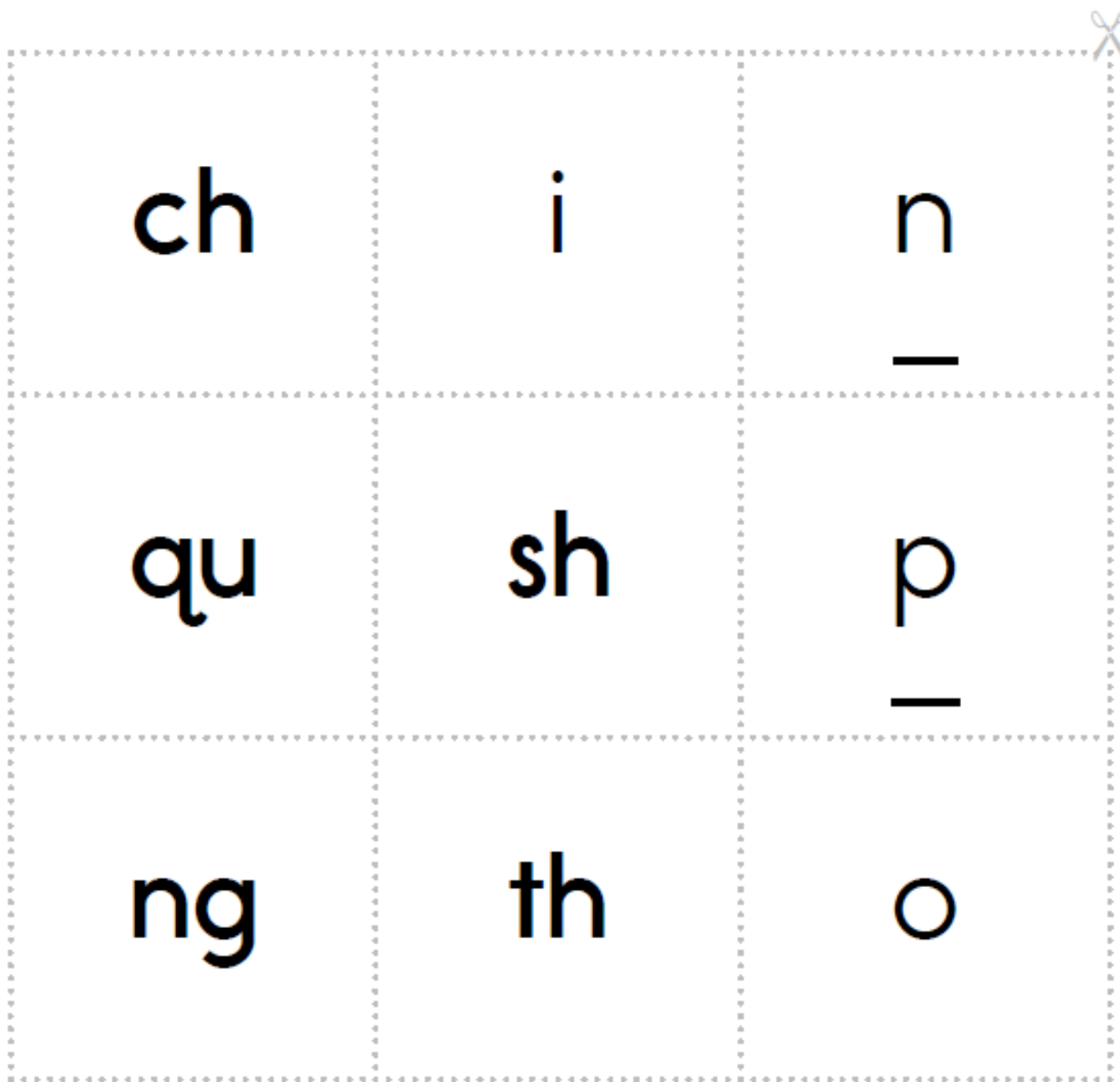
DATE: _____

PP.11

Take-Home

Dear Family Member,

Ask your child to cut out the letter cards. Show the cards to your child and have him or her say the sounds. (You may also wish to review the letter names.) Additionally, you may arrange the cards to make the words “chin,” “chip,” “chop,” “pinch,” “quip,” “shin,” “ship,” “shop,” “thin,” “thing,” “ping,” and “pong,” and have your child read the words. You may have your child copy the words on a sheet of paper. Additional activity: Say one of the words listed above and ask your child to try to spell the word by selecting and arranging letter cards.



NAME: _____

DATE: _____

PP.12

Activity Page

Directions: Have students trace and copy the words as they say the sounds.

chop

chop

thin

thin

that

that

quit

quit

shop

shop

sing

sing

chop

thin

that

quit

shop

sing

chop

thin

that

quit

shop

sing

NAME: _____

DATE: _____

PP.13

Activity Page

1. branch



2. shed



3. moth



Directions: Have students write each word under the matching picture.

4. quilt



5. string



6. pinch



NAME: _____

DATE: _____

PP.14

Activity Page

ring

brush

bath

quilt





Directions: Have students write each word under its matching picture.

thumb

sing

chimp

shed




NAME: _____


DATE: _____


PP.15

Activity Page

Directions: For each picture, have students circle the spelling of the depicted item and write the name of the item on the line.

	s	l	i	sh
	p	w	a	ng

	v	a	n	sh
	b	e	d	ch

	b	l	a	sh
	c	r	u	m



qu	i	n	t
p	e	l	m



m	a	th
h	o	c



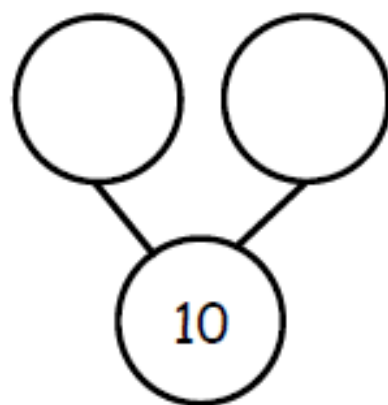

l	o	m	ch
t	u	n	sh

Name _____

Date _____



Fill in the number bonds, and complete the number sentences.

Ricky has 10 space toys. He has 7 rockets and 3 astronauts.



$$10 = \square + \square$$

Bianca has 4 pigs and 6 sheep on her farm. She has 10 animals altogether.



$$\square + \square = \square$$

Danica had 5 green balloons. Her friend gave her 5 blue balloons. Draw all of her balloons in the 5-group way. Fill in both number sentences.

$$\begin{array}{ccccc} \square & = & \square & + & \square \\ \square & + & \square & = & \square \end{array}$$

Jason is playing with 10 bouncy balls. He has 8 on the table and 2 on the floor. Draw the bouncy balls in the 5-group way. Fill in both number sentences.

$$\begin{array}{ccccc} \square & + & \square & = & \square \\ \square & = & \square & + & \square \end{array}$$

Name _____ Date _____


Fill in the number bonds, and complete the number sentences.

Scott went to the zoo. He saw 6 giraffes and 4 zebras. He saw 10 animals altogether.

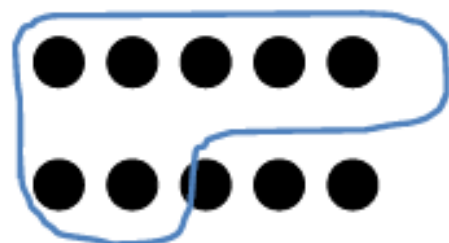


$$10 = \square + \square$$


Susan saw 10 animals at the zoo. She saw 5 lions and 5 elephants. Draw the animals in the 5-group way.




Make 2 groups. Circle 1 of the groups. Write a number sentence to match. Find as many partners of 10 as you can.




$$10 = 7 + \square$$



$$10 = \square + \square$$

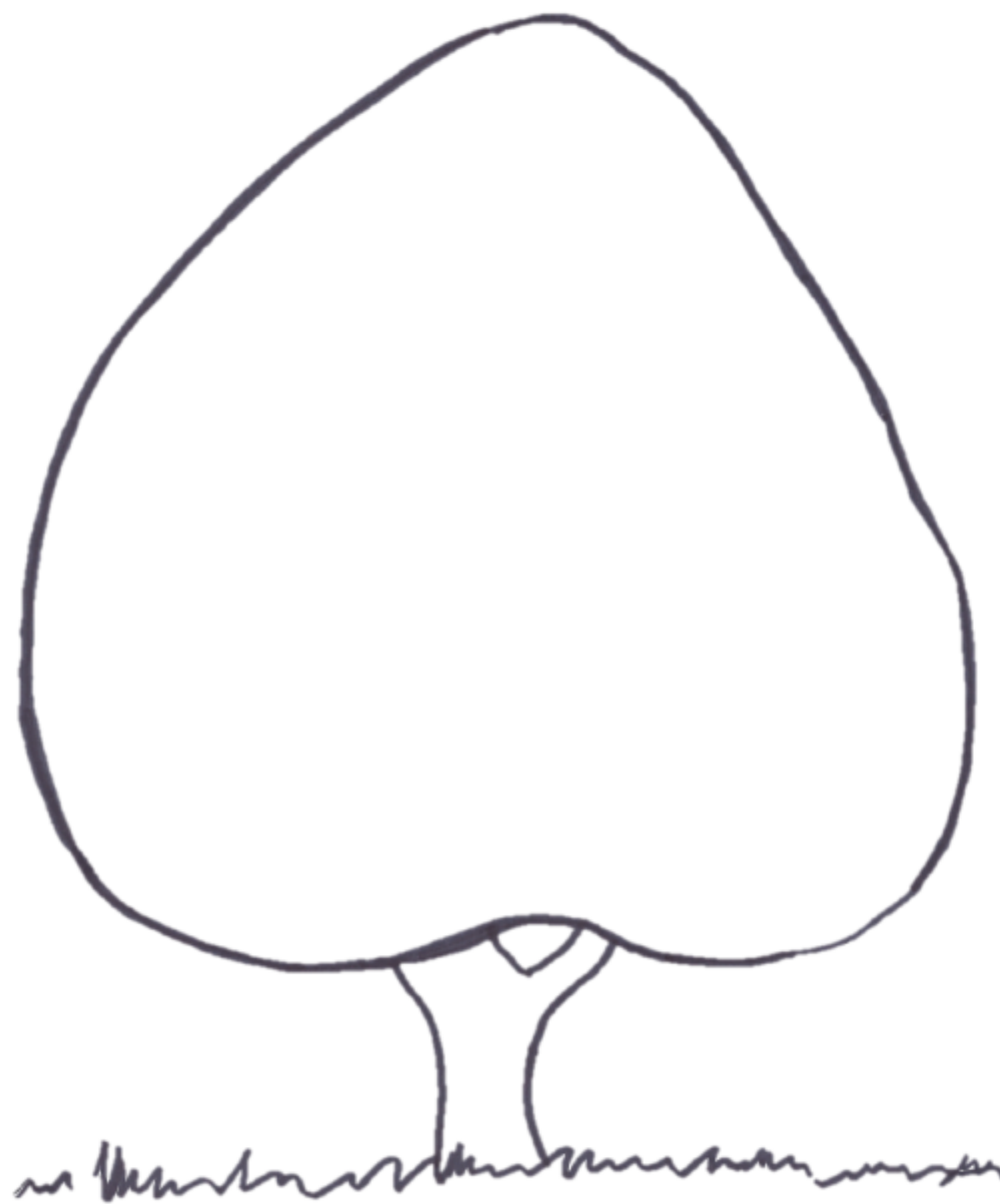


$$10 = \square + \square$$



$$10 = \square + \square$$

Draw 10 dots the 5-group way. Make 2 groups. Circle one of the groups. Write a number sentence to match your drawing.



tree